

Mill-Thread Inserts and Kits



Mill-Thread tools for threading on CNC milling machines by using helical interpolation programs

Advantages of Mill-Thread Tools

- Same toolholder and insert can produce both right-hand and left-hand threads.
- A single insert & toolholder can produce a given thread on many diameters (External & Internal).
- Prismatic shape of insert's tail ensures exact and reliable clamping in the toolholder.
- Most inserts are double sided, having two cutting edges.
- Thread is produced in one tool pass.
- MT tools can produce tapered threads.
- Improved productivity thanks to increased cutting speeds and multitooth type carbide inserts.
- Threading to one pitch of a shoulder in a blind hole.
- Longer tool life thanks to a special multilayer coating process.
- Lower tooling costs, considerably less expensive than using taps and dies.
- Since lower machine power is required, a smaller machine can produce larger threads in a single operation with less idle time and tool changes.

Contents:

Page:

Product Identification	68
ISO	69
UN	70
WHIT	71
BSPT	71
NPT	72
NPTF	72
NPS	73
NPSF	73

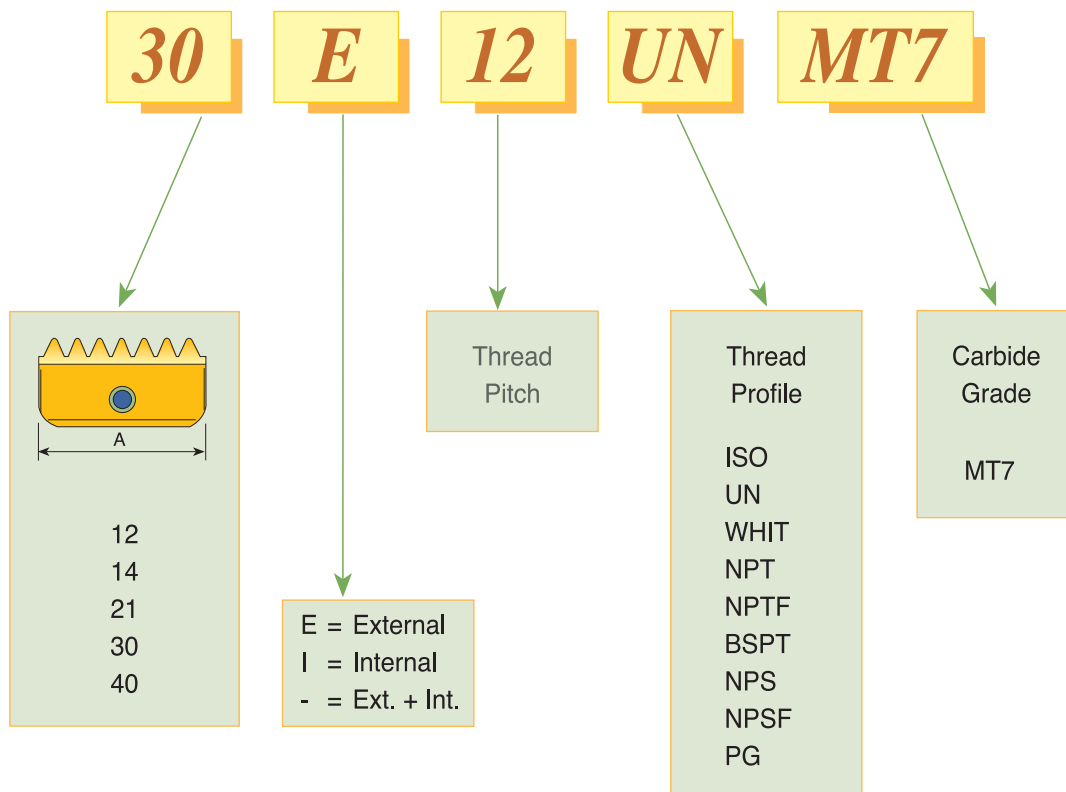
Contents:

Page:

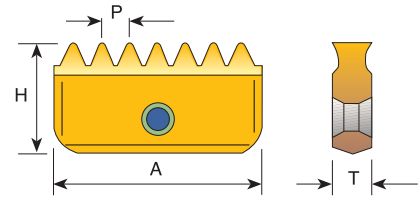
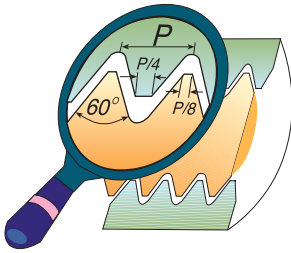
PG - DIN 40430	74
Internal ISO Kits	74
Special Tools	75

Product Identification

Mill-Thread Inserts Ordering Codes



ISO

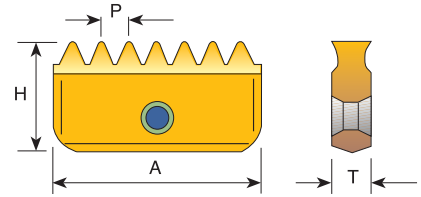
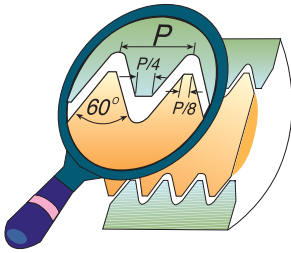


Pitch mm		Insert Size = A				
		12	14	21	30	40
0.5	Ext.					
0.5	Int.	* 12 I 0.5 ISO	14 I 0.5 ISO			
0.75	Ext.		14 E 0.75 ISO			
0.75	Int.	* 12 I 0.75 ISO	14 I 0.75 ISO			
1.0	Ext.		14 E 1.0 ISO	21 E 1.0 ISO		
1.0	Int.	* 12 I 1.0 ISO	14 I 1.0 ISO	21 I 1.0 ISO		
1.25	Ext.		14 E 1.25 ISO			
1.25	Int.	* 12 I 1.25 ISO	14 I 1.25 ISO			
1.5	Ext.		14 E 1.5 ISO	21 E 1.5 ISO	30 E 1.5 ISO	40 E 1.5 ISO
1.5	Int.	* 12 I 1.5 ISO	14 I 1.5 ISO	21 I 1.5 ISO	30 I 1.5 ISO	40 I 1.5 ISO
1.75	Ext.		14 E 1.75 ISO			
1.75	Int.		14 I 1.75 ISO	21 I 1.75 ISO		
2.0	Ext.		14 E 2.0 ISO	21 E 2.0 ISO	30 E 2.0 ISO	40 E 2.0 ISO
2.0	Int.		14 I 2.0 ISO	21 I 2.0 ISO	30 I 2.0 ISO	40 I 2.0 ISO
2.5	Ext.		14 E 2.5 ISO	21 E 2.5 ISO		
2.5	Int.		14 I 2.5 ISO	21 I 2.5 ISO		
3.0	Ext.			21 E 3.0 ISO	30 E 3.0 ISO	40 E 3.0 ISO
3.0	Int.			21 I 3.0 ISO	30 I 3.0 ISO	40 I 3.0 ISO
3.5	Ext.				30 E 3.5 ISO	
3.5	Int.			21 I 3.5 ISO	30 I 3.5 ISO	40 I 3.5 ISO
4.0	Ext.				30 E 4.0 ISO	40 E 4.0 ISO
4.0	Int.				30 I 4.0 ISO	40 I 4.0 ISO
4.5	Ext.					
4.5	Int.				30 I 4.5 ISO	40 I 4.5 ISO
5.0	Ext.					40 E 5.0 ISO
5.0	Int.				30 I 5.0 ISO	40 I 5.0 ISO
5.5	Ext.					
5.5	Int.					40 I 5.5 ISO
6.0	Ext.					40 E 6.0 ISO
6.0	Int.					40 I 6.0 ISO
	H	6.3	7.5	12	16	20
	T	2.9	3.1	4.7	5.5	6.3

* One cutting edge

Order example: 14 I 1.5 ISO MT7

UN UNC, UNF, UNEF, UNS

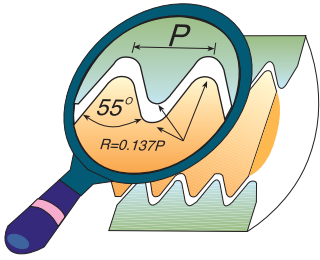


Pitch TPI		Insert Size = A				
		12	14	21	30	40
32	Ext.		14 E 32 UN			
32	Int.	*12 I 32 UN	14 I 32 UN			
28	Ext.		14 E 28 UN			
28	Int.	*12 I 28 UN	14 I 28 UN			
27	Ext.					
27	Int.		14 I 27 UN			
24	Ext.		14 E 24 UN	21 E 24 UN		
24	Int.	*12 I 24 UN	14 I 24 UN	21 I 24 UN		
20	Ext.		14 E 20 UN	21 E 20 UN	30 E 20 UN	
20	Int.	*12 I 20 UN	14 I 20 UN	21 I 20 UN	30 I 20 UN	
18	Ext.		14 E 18 UN	21 E 18 UN	30 E 18 UN	
18	Int.	*12 I 18 UN	14 I 18 UN	21 I 18 UN	30 I 18 UN	
16	Ext.		14 E 16 UN	21 E 16 UN	30 E 16 UN	40 E 16 UN
16	Int.	*12 I 16 UN	14 I 16 UN	21 I 16 UN	30 I 16 UN	40 I 16 UN
14	Ext.		14 E 14 UN	21 E 14 UN	30 E 14 UN	40 E 14 UN
14	Int.		14 I 14 UN	21 I 14 UN	30 I 14 UN	40 I 14 UN
12	Ext.		14 E 12 UN	21 E 12 UN	30 E 12 UN	40 E 12 UN
12	Int.		14 I 12 UN	21 I 12 UN	30 I 12 UN	40 I 12 UN
11	Ext.					
11	Int.		14 I 11 UN			
10	Ext.			21 E 10 UN	30 E 10 UN	40 E 10 UN
10	Int.		14 I 10 UN	21 I 10 UN	30 I 10 UN	40 I 10 UN
8	Ext.				30 E 8 UN	40 E 8 UN
8	Int.			21 I 8 UN	30 I 8 UN	40 I 8 UN
7	Ext.					
7	Int.			21 I 7 UN		
6	Ext.				30 E 6 UN	40 E 6 UN
6	Int.				30 I 6 UN	40 I 6 UN
5	Ext.					
5	Int.				30 I 5 UN	
4.5	Ext.					
4.5	Int.					40 I 4.5UN
4	Ext.					
4	Int.					40 I 4 UN
H		6.3	7.5	12	16	20
T		2.9	3.1	4.7	5.5	6.3

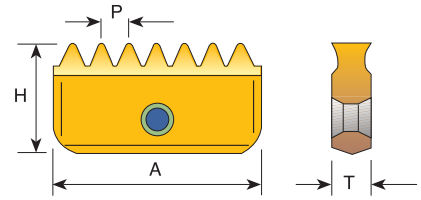
* One cutting edge

Order example: 21 E 18 UN MT7

WHIT BSW, BSF, BSP



Same Insert for External and Internal thread.

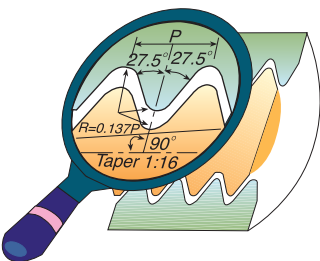


Pitch TPI	Insert Size = A				
	12	14	21	30	40
24		14-24 W			
20		14-20 W	21-20 W		
19	* 12-19 W	14-19 W	21-19 W		
16		14-16 W	21-16 W	30-16 W	
14		14-14 W	21-14 W	30-14 W	
11		14-11 W	21-11 W	30-11 W	40-11 W
8					40- 8 W
H	6.3	7.5	12	16	20
T	2.9	3.1	4.7	5.5	6.3

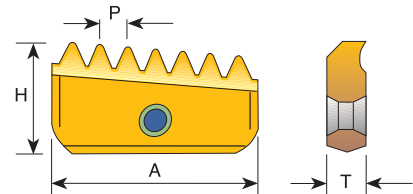
* One cutting edge

Order example: 21-11 W MT7

BSPT



Conical pipe thread inserts are one-sided and may be used for both External and Internal threading.

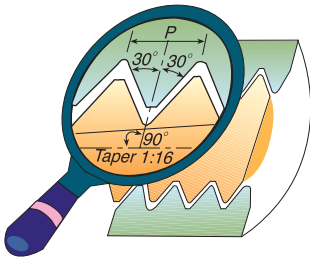


Pitch TPI	Insert Size = A				
	12	14	21	30	40
19	12-19 BSPT	14-19 BSPT			
14		14-14 BSPT	21-14 BSPT		
11			21-11 BSPT	30-11 BSPT	40-11 BSPT
H	6.3	7.5	12	16	20
T	2.9	3.1	4.7	5.5	6.3

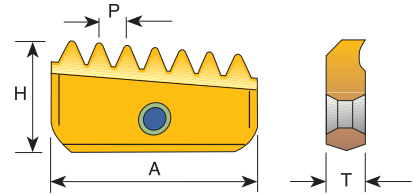
Order example: 14-19 BSPT MT7

For conical preparation end mills see page 119

NPT



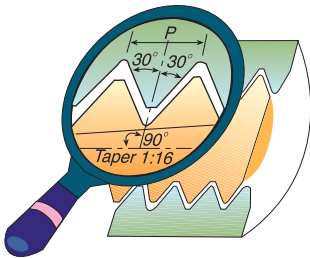
Conical pipe thread inserts are one-sided and may be used for both External and Internal threading.



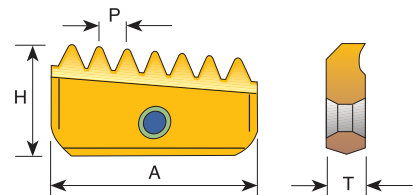
Pitch TPI	12	14	Insert Size = A		
			21	30	40
18	12-18 NPT	14-18 NPT			
14		14-14 NPT	21-14 NPT		
11.5			21-11.5 NPT	30-11.5 NPT	40-11.5 NPT
8				30- 8 NPT	40- 8 NPT
H	6.3	7.5	12	16	20
T	2.9	3.1	4.7	5.5	6.3

Order example: 30-11.5 NPT MT7

NPTF



Conical pipe thread inserts are one-sided and may be used for both External and Internal threading.

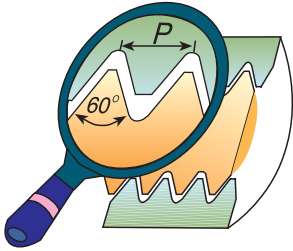


Pitch TPI	12	14	Insert Size = A		
			21	30	40
18	12-18 NPTF	14-18 NPTF			
14		14-14 NPTF	21-14 NPTF		
11.5			21-11.5 NPTF	30-11.5 NPTF	40-11.5 NPTF
8				30- 8 NPTF	40- 8 NPTF
H	6.3	7.5	12	16	20
T	2.9	3.1	4.7	5.5	6.3

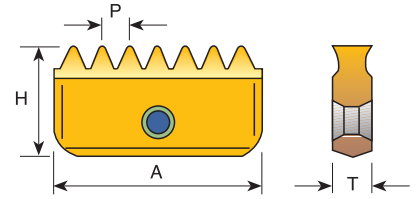
Order example: 21-14 NPTF MT7

For conical preparation end mills see page 119

NPS



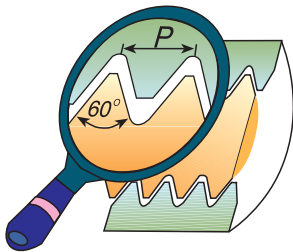
Same Insert for External and Internal thread



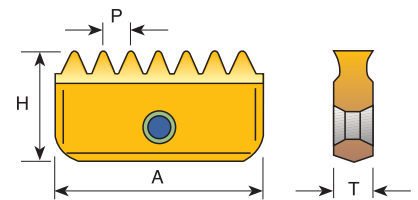
Pitch TPI	12	14	Insert Size = A 21	30	40
18	12-18 NPS	14-18 NPS			
14		14-14 NPS	21-14 NPS		
11.5			21-11.5 NPS	30-11.5 NPS	40-11.5 NPS
8				30- 8 NPS	40- 8 NPS
H	6.3	7.5	12	16	20
T	2.9	3.1	4.7	5.5	6.3

Order example: 30-11.5 NPS MT7

NPSF




Same Insert for External and Internal thread



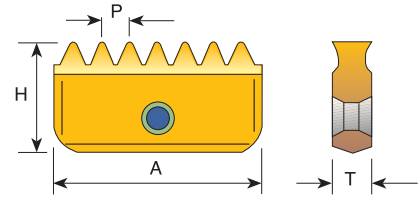
Pitch TPI	12	14	Insert Size = A 21	30	40
18	12-18 NPSF	14-18 NPSF			
14		14-14 NPSF	21-14 NPSF		
11.5			21-11.5 NPSF	30-11.5 NPSF	40-11.5 NPSF
8				30- 8 NPSF	40- 8 NPSF
H	6.3	7.5	12	16	20
T	2.9	3.1	4.7	5.5	6.3

Order example: 21-14 NPSF MT7

PG - DIN 40430



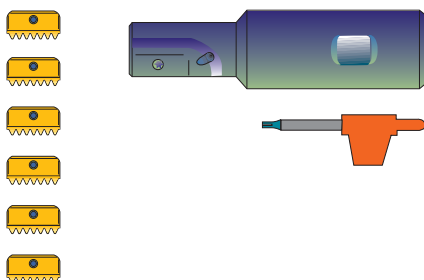
Same Insert for External and Internal thread



Pitch TPI	Insert Size = A		
	14	21	30
18	14-18 PG (PG 9, 11, 13.5, 16)	21-18 PG (PG 16)	
16		21-16 PG (PG 21, 29, 36, 42, 48)	30-16 PG (PG 36, 42, 48)
H	7.5	12	16
T	3.1	4.7	5.5

Order example: 21-18 PG MT7

Internal ISO Kits



MTK 12 I ISO	MTK 14 I ISO
INSERTS	INSERTS
12 I 0.75 ISO	14 I 1.0 ISO 2 Pcs
12 I 1.0 ISO 2 Pcs	14 I 1.5 ISO 2 Pcs
12 I 1.25 ISO	14 I 2.0 ISO 2 Pcs
12 I 1.5 ISO 2 Pcs	
TOOLHOLDER	TOOLHOLDER
SR 0009 H12	SR 0017 H14
KEY	KEY
K12	K14
SCREW	SCREW
S12	S14

Order example : MTK 14 I ISO

Special Tools



In addition to standard products,
C.P.T. manufactures special tools and inserts
according to customers' requests.
Special tools are supplied in short delivery times.

